

At Tiki.org :
Project
Software
Try Tiki
Get Tiki
Help
Get Involved
News
Featured Tikis
Register!

Themes
Log in
Home Page
Tiki Customization
Feature Examples

Find
Marketplace Themes

For any questions, support requests, or other discussion related to these themes, please use the [Tiki Themes forum](#).

Home PagePagesBlogsGalleries

Menu

Home Page

Pages

Blogs

Galleries

Pseudobrutal

Brutalist architecture is a movement that flourished from the 1950s to the mid-1970s, descending from the modernist architectural movement of the early 20th century. The term originates from the French word for "raw" in the term used by Le Corbusier to describe his choice of material, *beton brut* (raw concrete). (from https://en.wikipedia.org/wiki/Brutalist_architecture).

Brutalist web design, similarly, is marked by a no-frills design philosophy, with function determining form. See <http://brutalistwebsites.com/> for examples and <https://www.combinator.com/text/id/1337403/>, <https://codepen.io/brunhaferkamp/posts/fead/>, etc. for discussion.

Brutalism now arrives for Tiki Wiki CMS Groupware in the form of the Pseudobrutal theme, "pseudobrutal" because, of course, underlying the spare appearance is the full Tiki Foundation including the Bootstrap CSS framework, jQuery, Kitchen sink As the discussions show, there's no real consensus on what web brutalism is; this theme is perhaps one approach. Feel free to push it further with your idea of a raw presentation of information via theme customization.

Installation

When the theme archive is expanded, its files will be in a directory (folder) that contains all the theme files in their necessary subdirectories. Install the theme by transferring this directory to the Tiki site's "themes" directory. After refreshing the site's Look and Feel admin page, the theme name will appear in the theme selector, and can be selected.

Fonts

This theme uses a webfont that is retrieved from Google Fonts. If the Tiki site doesn't have access to the Internet, or if there is some reason it shouldn't make the request for the font, then local storage of the font should be implemented.

Theme modification

The style sheet of this Tiki theme is compiled from Less files. For a particular site, the theme can be modified by editing the relevant `less` partial and compiling the CSS. Or, the CSS style sheet itself can be edited. Alternatively, a `custom.css` file in the themes directory will override any rules in the style sheet, or CSS rules can be input in the Custom CSS text area under the Customization tab of the Look and Feel admin page of the site's control panel. For general help with Tiki themes, please use the forums at the Tiki themes forum, or ask in the Tiki IRC channel, etc.

Source

Powered by Tiki Wiki CMS Groupware | Theme: Pseudobrutal



Slider images are examples of Brutalist architecture, the Tower House or Azusa Residence (1959) - 15 no. 14) by Japanese architect Takanori Azuma, built in 1960, in Jingamer, Tokyo, Photos taken August 2010 by Sony Contigraphics. See "Tower House / Takanori Azuma," in *ArchEye*, January 24, 2015, <http://archeye.com/tower-house-takanori-azuma/> for more information, photos including interior shots, architectural drawings and illustrative views.

HOME PAGEPAGESBLOGSGALLERIES

Menu

HOME PAGE

PAGES

BLOGS

GALLERIES

Metro Vibes

Metro Vibes is the latest of the free PixelKit themes to be adapted for Tiki Wiki CMS Groupware.

This theme features a fluidly adaptive page background and translucent content background. Not all of the page elements in the PixelKit package have been implemented in this adaptation, but Tiki's pages, dialog boxes, popups, and so on are fairly thoroughly styled.

Like all the themes offered by Zukathemes, Metro Vibes works with any of the layouts - standard page or fixed top navbar, and so on.

What files are included

This theme includes all the files of the original PixelKit free package, but not all of these are necessarily used in this Tiki implementation of the theme. If you are familiar with the Less CSS pre-processor, you can check the contents of the `less` directory in this package to find what files are used in the compiling of the final CSS style-sheet.

What the theme covers

The Tiki implementation of this theme includes color palette and typographical treatment and the most commonly used elements in the original PixelKit page elements such as navbars and buttons, but not all objects, sliders, rotary dials and ribbons, etc. aren't yet implemented. These may be in the future, or could be provided as a contact-based enhancement.

See <http://pixelkit.com/free-ui-kit/metro-vibes/index.html> for a look at the PixelKit Metro Vibes original page elements (note that only the most basic elements are implemented so far for this adaptation).

Installation

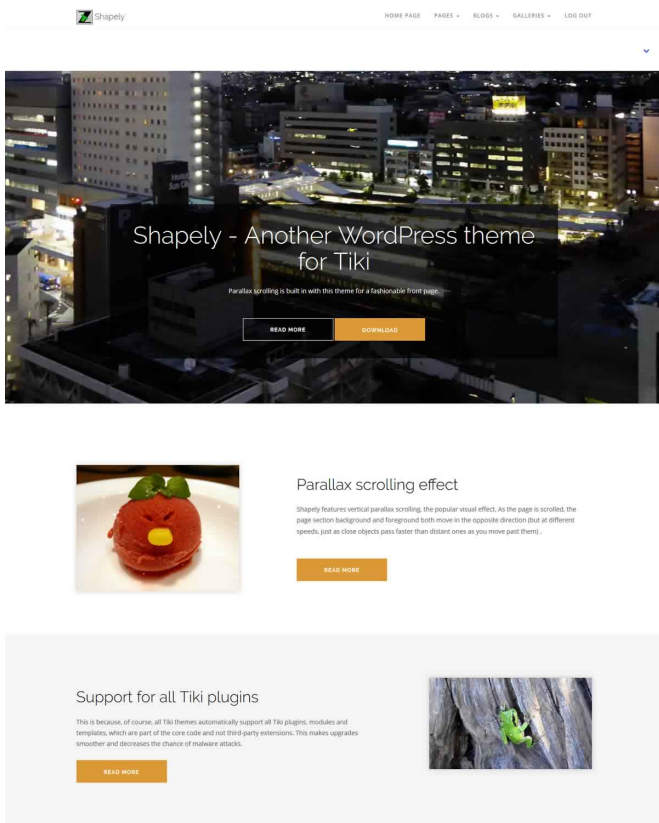
When the theme archive is expanded, its files will be in a directory (folder) that contains all the theme files in their necessary subdirectories. Install the theme by transferring this directory to the Tiki site's "themes" directory. After refreshing the site's Look and Feel admin page, the theme name will appear in the theme selector, and can be selected.

Fonts

This theme uses a webfont that is retrieved from Google Fonts. If the Tiki site doesn't have access to the Internet, or if there is some reason it shouldn't make the request for the font, then local storage of the font should be implemented.

Pseudobrutal
Brutalist web design comes to Tiki
[More information](#)

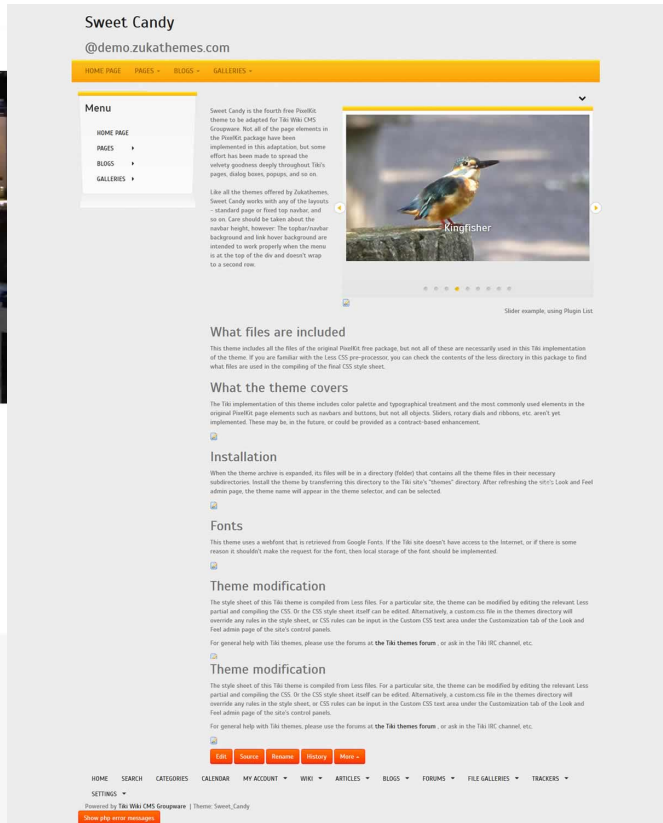
Metro Vibes
Semi-opaque content areas on glowing background
[More information](#)



Shapely

WordPress port featuring parallax scrolling

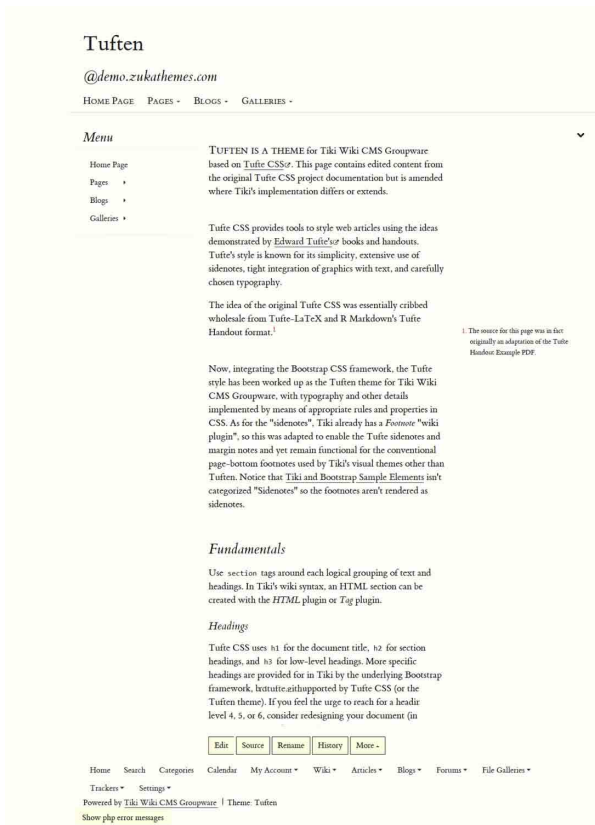
[More information](#)



Sweet Candy

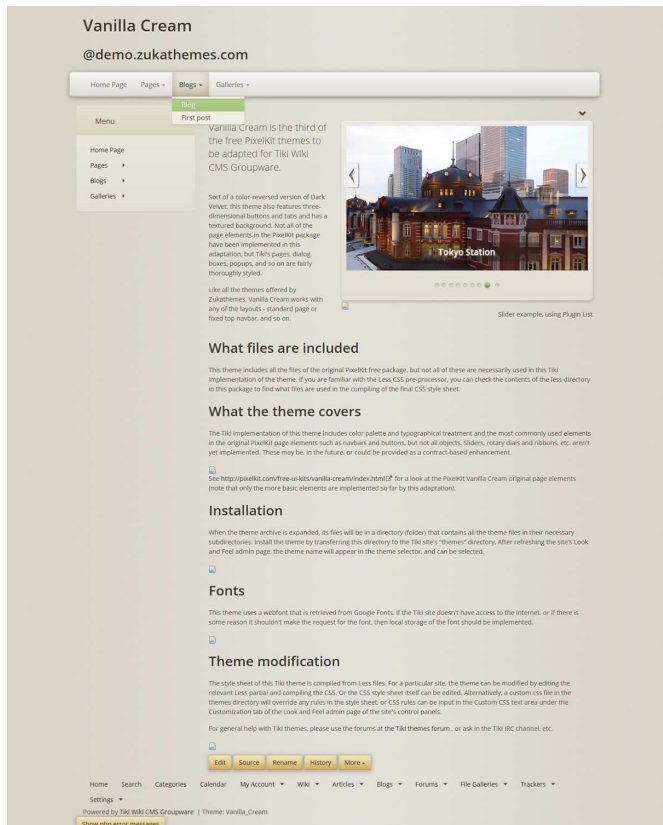
Tapered panels and bright sculpted highlights

[More information](#)



Tuften

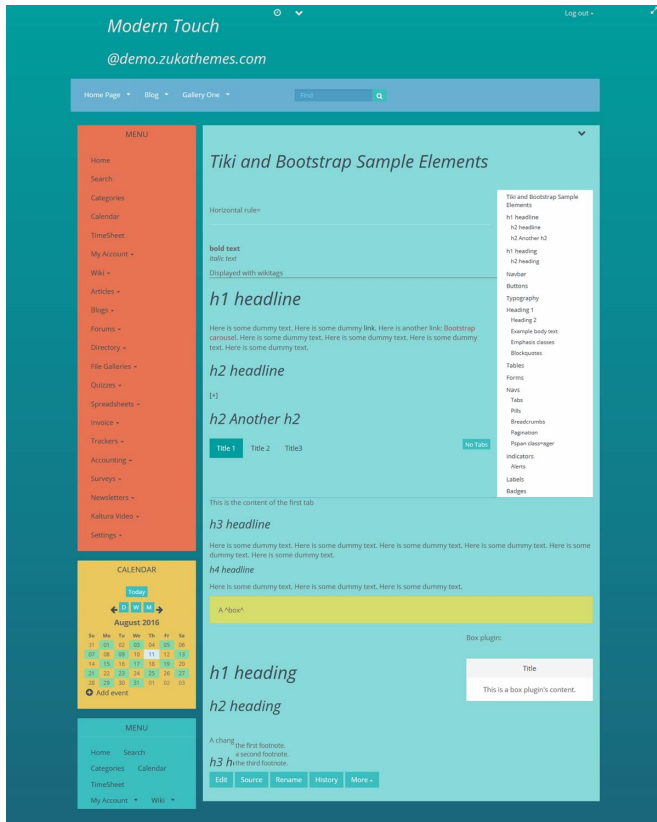
Implementing the design principles of Edward Tufte



Vanilla Cream

Creamy rich texture with toasty highlights

More information

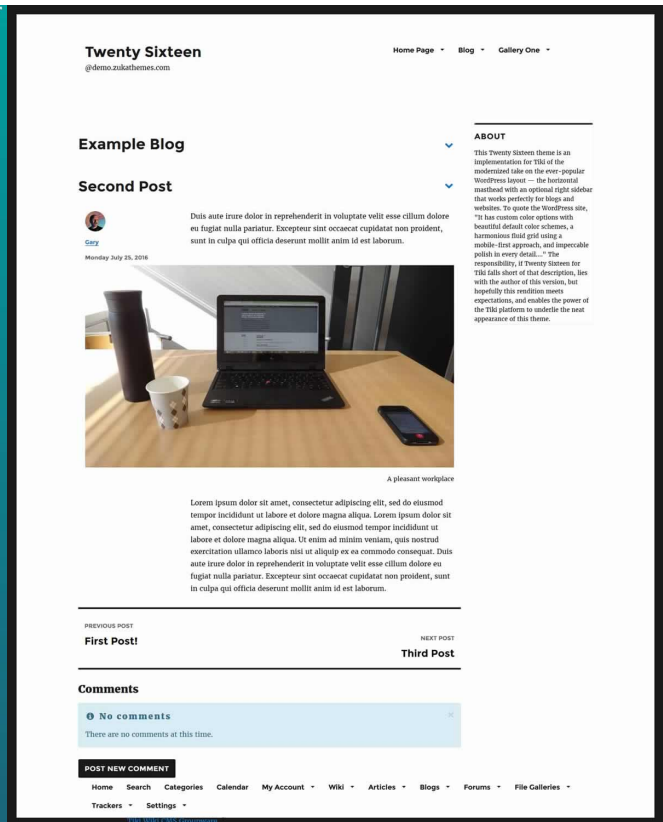


Modern Touch

Rich pastels and clean typography

More information

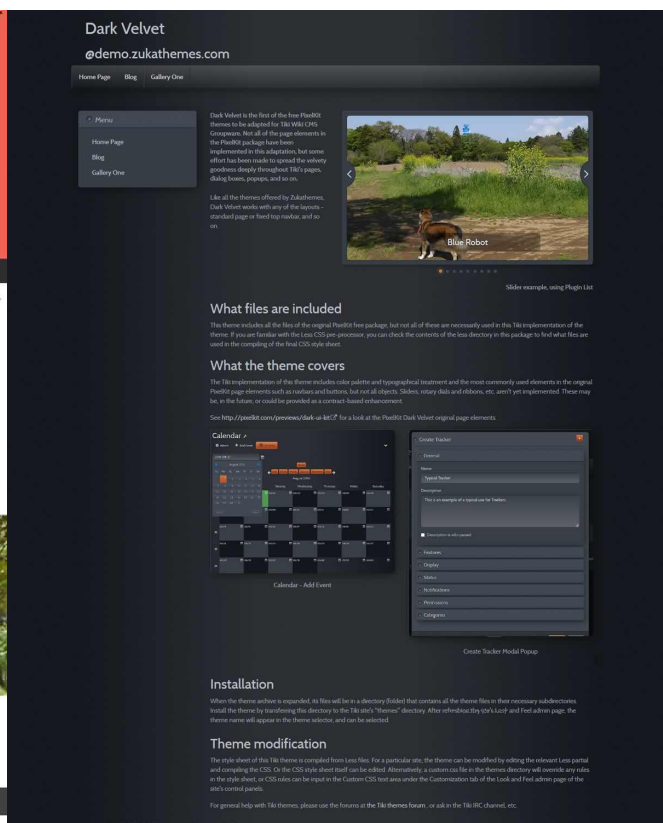
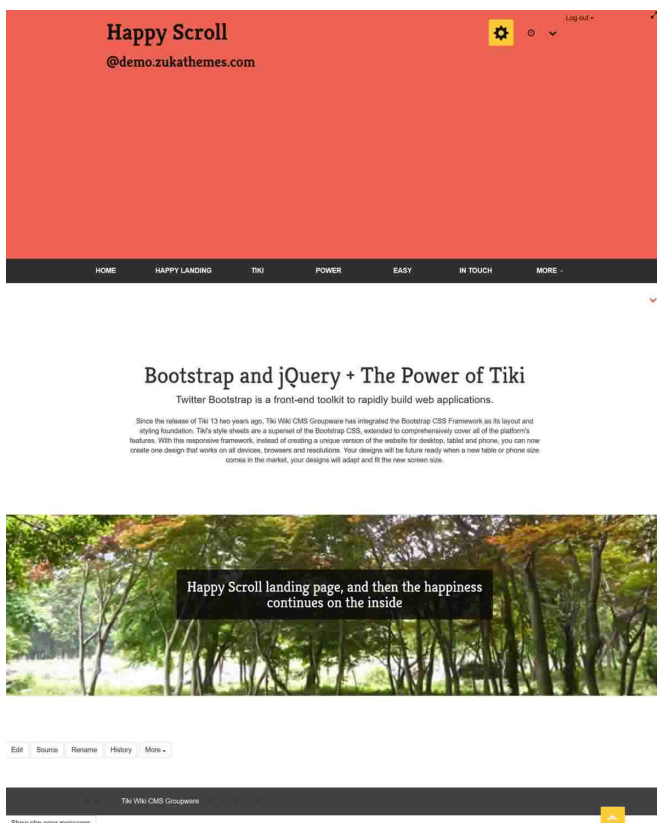
More information



Twenty Sixteen

Default WordPress theme for 2016

More information



Happy Scroll

Bold and bright with smooth scrolling

[More information](#)

Dark Velvet

Rich, dark-textured PixelKit theme

[More information](#)