

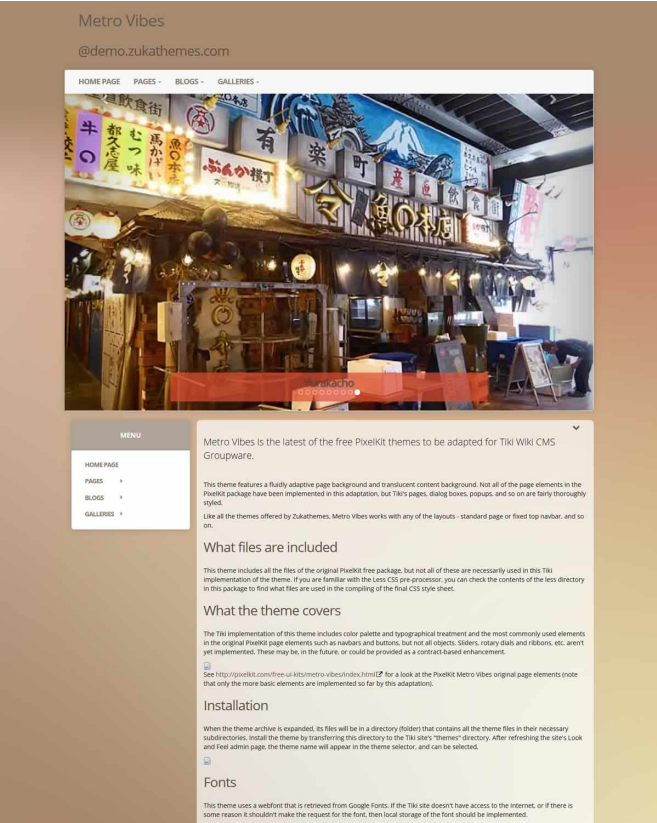
At Tiki.org :  
Project  
Software  
Try Tiki  
Get Tiki  
Help  
Get Involved  
News  
Featured Tikis  
Register!

Themes  
Log in  
Home Page  
Tiki Customization  
Feature Examples

Find  
Metro Vibes

List All Themes

Semi-opaque content areas on glowing background



Metro Vibes is the latest of the free PixelKit themes to be adapted for Tiki Wiki CMS Groupware.

This theme features a fluidly adaptive page background and translucent content background. Not all of the page elements in the PixelKit package have been implemented in this adaptation, but Tiki's pages, dialog boxes, popups, and so on are fairly thoroughly styled.

Author	Zukathemes (Gary Cunningham-Lee)
Author's website	<a href="https://zukathemes.com">https://zukathemes.com</a>
License	MIT
Bootstrap version compatibility Note:	Bootstrap 3 (Tiki 13 18)
	Bootstrap 4 (Tiki 19 24)
If adapted from another theme...	
Source theme author	PixelKit
Source theme website	<a href="https://github.com/Pixelkit/PixelKit-Bootstrap-UI-Kits">https://github.com/Pixelkit/PixelKit-Bootstrap-UI-Kits</a>
Source theme license	MIT

Download

For Bootstrap 3	<a href="#">Download</a>
-----------------	--------------------------

Like all the themes offered by Zukathemes, Metro Vibes works with any of the layouts - standard page or fixed top navbar, and so on.


### What files are included

This theme includes all the files of the original PixelKit free package, but not all of these are necessarily used in this Tiki implementation of the theme. If you are familiar with the Less CSS pre-processor, you can check the contents of the less directory in this package to find what files are used in the compiling of the final CSS style sheet.

### What the theme covers

The Tiki implementation of this theme includes color palette and typographical treatment and the most commonly used elements in the original PixelKit page elements such as navbars and buttons, but not all objects. Sliders, rotary dials and ribbons, etc. aren't yet implemented. These may be, in the future, or could be provided as a contract-based enhancement.

See

<http://pixelkit.com/free-ui-kits/metro-vibes/index.html>  for a look at the PixelKit Metro Vibes original page elements (note that only the more basic elements are implemented so far by this adaptation).

### Installation

When the theme archive is expanded, its files will be in a directory (folder) that contains all the theme files in their necessary subdirectories. Install the theme by transferring this directory to the Tiki site's "themes" directory. After refreshing the site's Look and Feel admin page, the theme name will appear in the theme selector, and can be selected. On some servers, the permissions on the folders may need to be set appropriately.


### Fonts

This theme uses a webfont that is retrieved from Google Fonts. If the Tiki site doesn't have access to the Internet, or if there is some reason it shouldn't make the request for the font, then local storage of the font should be implemented.

### Theme modification

The style sheet of this Tiki theme is compiled from Less files. For a particular site, the theme

can be modified by editing the relevant Less partial and compiling the CSS. Or the CSS style sheet itself can be edited. Alternatively, a custom.css file in the themes directory will override any rules in the style sheet, or CSS rules can be input in the Custom CSS text area under the Customization tab of the Look and Feel admin page of the site's control panels.

For general help with Tiki themes, please use the forums at the [Tiki themes forum](#) , or ask in the Tiki IRC channel, etc.